
















POSBIB	ATHLETE	COUNTRY	Points	Points	100 Metres	Long Jump	Shot Put	High Jump	400 Metres	110 Metres Hurdles	Discus Throw	Pole Vault	Javelin Throw	1500 Metres
1	<u>Marek Lukáš</u>	 CZE	7892	Points 850 Mark 11.05 Wind -1.7 m/s	828	750	740	815	903	672	775	826	733	
2	<u>Martin Roe</u>	 NOR	7842	Points 872 Mark 10.95 Wind -1.7 m/s	915	799	714	852	808	763	746	711	662	
3	<u>Romain Martin</u>	 FRA	7825	Points 825 Mark 11.16 Wind -1.7 m/s	807	742	822	849	873	650	834	726	697	
4	<u>Lars Rise</u>	 NOR	7715	Points 769 Mark 11.42 Wind -1.4 m/s	809	816	850	757	767	726	746	784	691	
5	<u>David Hall</u>	 GBR	7651	Points 897 Mark 10.84 Wind -1.7 m/s	774	616	767	959	852	621	746	640	779	
6	<u>Anderson Venâncio</u>	 BRA	7539	Points 834 Mark 11.12 Wind -1.7 m/s	804	662	740	804	886	745	804	714	546	
7	<u>Stefan Matula</u>	 GER	7452	Points 865 Mark 10.98 Wind -1.1 m/s	864	745	636	764	886	666	716	658	652	
8	<u>Guillaume Thierry</u>	 MRI	7417	Points 709 Mark 11.71 Wind -1.4 m/s	790	719	714	718	815	745	775	788	644	
9	<u>Florent Lomba Bilisi</u>	 COD	7157	Points 761 Mark 11.46 Wind -1.4 m/s	823	645	794	824	892	635	631	558	594	
10	<u>Jack Andrew</u>	 GBR	7055	Points 769 Mark 11.42 Wind -1.4 m/s	718	619	714	804	816	609	746	498	762	
11	<u>Simon Ziegler</u>	 GER	6881	Points 801 Mark 11.27 Wind -1.1 m/s	750	604	661	743	767	570	804	571	610	
12	<u>Felix Schmid-Schutti</u>	 AUT	6860	Points 814 Mark 11.21 Wind -1.1 m/s	771	596	610	801	811	534	775	578	570	
13	<u>Brent Newdick</u>	 NZL	6650	Points 791 Mark 11.32 Wind -1.1 m/s	795	710	714	762	823	696	716	643	0	
14	<u>Andreas Christodoulou</u>	 CYP	6258	Points 814 Mark 11.21 Wind -1.1 m/s	748	532	636	777	831	599	549	772	0	
15	<u>Marco Ribolzi</u>	 ITA	6244	Points 755 Mark 11.49 Wind -1.4 m/s	818	616	714	828	788	496	688	541	0	